

Performance Review Committee

October 15, 2019
10:00 AM

Barrett Lawrimore Conference Room
5790 Casper Padgett Way
North Charleston, SC 29405

AGENDA

- I. Call to Order/Introductions
- II. Approval of Meeting Notes: June 11, 2019
- III. Eligible Training Provider (ETP) Scorecard Analysis
- IV. Performance Reports
 - a. SC Works Scorecard
 - b. SC Works Center Report
 - c. SC Works Performance Dashboard
- V. Other Business
- VI. Adjourn

TRIDENT WORKFORCE DEVELOPMENT BOARD
PERFORMANCE REVIEW COMMITTEE

June 11, 2019
Meeting Notes

The Trident Workforce Development Board Performance Review Committee met on June 11, 2019 at 10:00 a.m. at the Berkeley-Charleston-Dorchester Council of Governments (5790 Casper Padgett Way, North Charleston, SC 29406).

MEMBERSHIP: Janet Cappellini; Butch Clift; Susan Friedrich; Jeff Messick; Kelly Sieling

MEMBERS PRESENT: Butch Clift; Jeff Messick; Kelly Sieling; Susan Friedrich

OTHERS PRESENT: None

BCDCOG STAFF: Sharon Goss; Kameron Alston-Collins; Jennifer Dantzer

I. Call to Order and Quorum Determination

Chairman Messick called the Performance Review Committee meeting to order at 10:05 a.m. followed by a quorum determination.

II. Approval of the February 28, 2019 Meeting Notes

Butch Clift made a motion to approve the February 28, 2019 Meeting Notes as presented and Kelly Sieling seconded the motion. The motion was unanimously approved.

III. Eligible Training Provider (ETP) Scorecard Analysis

Sharon Goss, Director of Workforce Development, reviewed the columns Total unsuccessful and Percentage of total employed in field or related fields that were added to the Eligible Training Provider Scorecard. Kameron Alston-Collins, Workforce Development Performance Coordinator, gave the committee a scorecard guide showing the breakdown of how they come up with the scores. Ms. Goss asked the committee to review the PY18 July 1, 2018 – June 30, 2019 scorecard. Chair Messick and Ms. Goss stated that the system is working but the provider should be held accountable for the on the job placement and they should know that this is a partnership. Ms. Goss explained to the committee that the report on page 3 is yearly, which means next month more people may have completed the program. The Committee agreed to remove number four on the score card (Total Employed in Field or Related Field) and replace it with (Total Exited) and remove number one (Successful Completion) and number two (Total Completed with Certificate) and replace it with (Total Completed with a Credential.) Ms. Goss will ask someone from the COG's Finance Department and Amanda Wagner, Operations Director for SC Works to attend the next meeting to talk about Eckerd's budget and the top three reasons why people are not getting employed.

IV. Eligible Training Provider (ETP) List Process and Performance Requirements Update

Ms. Goss presented the Eligible Training Provider List Process and Performance Requirements Updates by reviewing the Performance Review Dashboard PY18 July 1, 2018 to June 30, 2019. The Committee agreed to remove the GED from the dashboard because it's no longer required, putting (Entering Training (during the month) and (Youth Credentials Earned) closer to each other.

- V. Performance Reports**
 - A. SC Works Scorecard**
 - B. SC Works Center Reports**
 - C. SC Works Performance Dashboard**

No other business was discussed.

VI. Other Business

No other business was discussed.

VII. Adjourn

There being no further business to discuss, Chairman Messick Thanked everyone for attending and adjourned the meeting at 11:44 a.m.

Respectfully submitted,
Jennifer Dantzler

DRAFT


**SC Works Trident
Monthly Centers Report
Program Year 19 (July 1, 2019 to June 30, 2020)**

	A	B	E	F	G	H	I	J	K	L	M	N	O	P	Q	R
1	*Disclaimer: The numbers for the services provided at the SC Works Centers are compiled from the various services conducted at each of the Centers. These numbers include services where staff provides assistance to an individual and those where an individual assists themselves. Staff assists individuals at each of the Center's with anything from workshops, career guidance/planning and counseling, federal bonding assistance, etc. Individuals assist themselves from any internet-based computer (both at or away from the Center) through SC Works Online with anything from creating/updating a resume to conducting job searches. If an individual conducts job searches (Job Seeker Service) from a home computer, each job searched would be considered a 'Job Seeker Service'.															
2	Report Date:	10/8/19 4:28 PM	Jul-19	Aug-19	Sep-19	Oct-19	Nov-19	Dec-19	Jan-20	Feb-20	Mar-20	Apr-20	May-20	Jun-20	TOTAL	
3	SC Works Berkeley															
4	Center Utility															
5	Total Client Visits		584	485	308										1,377	
9	Visiting Partner(s)		1	0	0										1	
10	Entered Employment (Non-WIA)		0	1	0										1	
11	Job Seeker Services															
12	New SCWOS Registrations		136	146	108										390	
13	Career Readiness Series Workshops Attendees		1	1	0										2	
14	New Résumés in SCWOS		103	101	60										264	
15	Business Services															
16	New SCWOS Registrations		0	2	3										5	
17	New Job Orders		84	78	83										245	
18	Career or Job Fairs		5	9	8										22	
19	SC Works Charleston															
20	Center Utility															
21	Total Client Visits		3,572	3,626	2,160										9,358	
25	Visiting Partner(s)		1	1	1										3	
26	Entered Employment (Non-WIA)		149	110	143										402	
27	Job Seeker Services															
28	New SCWOS Registrations		392	500	352										1,244	
29	Career Readiness Series Workshops Attendees		21	38	13										72	
30	New Résumés in SCWOS		336	297	243										876	
31	Business Services															
32	New SCWOS Registrations		35	29	20										84	
33	New Job Orders		790	901	718										2,409	
34	Career or Job Fairs		29	50	40										119	
35	SC Works Dorchester															
36	Center Utility															
37	Total Client Visits		213	275	226										714	
41	Visiting Partner(s)		1	0	0										1	
42	Entered Employment (Non-WIA)		1	0	2										3	
43	Job Seeker Services															
44	New SCWOS Registrations		123	134	117										374	
45	Career Readiness Series Workshops Attendees		1	2	19										22	
46	New Résumés in SCWOS		78	99	60										237	
47	Business Services															
48	New SCWOS Registrations		5	5	3										13	
49	New Job Orders		58	100	78										236	
50	Career or Job Fairs		8	7	7										22	

SC Works Trident
Monthly Centers Report
Program Year 19 (July 1, 2019 to June 30, 2020)

	A	B	E	F	G	H	I	J	K	L	M	N	O	P	Q	R
52	Unemployment Update: "Unemployment Update: According to the most recent labor market information (http://lmi.dew.sc.gov) reported on 09/19/19, the national unemployment rate in August 2019															
53	was reported at 3.8%, the unemployment rate for South Carolina declined to 2.9% and the Trident Workforce Development Area unemployment rate declined to 2.5%. The overall employment															
54	landscape in the Trident Workforce Development Region includes 384,871 employed, 9,869 unemployed and 13,652 job openings across the Trident region in August.															
	SC Works Berkeley Notes:															
55	SC Works Berkeley staff assisted 308 job seekers directly within the center. The SC Works Berkeley staff provided 52 services to employers, and created 83 new job orders in the SC Works Online Services System. 108 new job seekers registered for work in Berkeley County. The SC Works Berkeley Center staff provided 20,927 employment services to customers both online and in person. The SC Works Berkeley Business Services staff hosted 8 hiring events within the county.															
56																
	SC Works Charleston Notes:															
57	SC Works Charleston staff assisted 2,160 job seekers directly within the center. The SC Works Charleston staff provided 733 services to employers, and created 718 new job orders in the SC Works Online Services System. During that time frame 143 individuals were successful in gaining employment through the SC Works System in the Charleston area. The SC Works Charleston Business Services staff hosted 40 hiring events with 260 job seekers in attendance.															
	On Saturday, September 21, 2019 SC Works Trident attended the Liberty Hill Community Reunion. The reunion was a portion of a larger outreach initiative of the Liberty Hill Community to bring about awareness of resources available to the residents of the neighborhood and its surrounding enclaves. The Liberty Hill community has a history for a culture that has been designated for inclusion in the Charleston International African American Museum upon its completion. The new transit (train and bus) center hub for the City of North Charleston, has also been built in the neighborhood. SCWORKS Charleston was invited to share the stage with fellow organizations such as, the Avery Institute of the College of Charleston, Charleston County School District's Stem Program, The International African-American Museum and PCAP, just to name a few. Each organization was presenting their interpretation of envisioning an equitable future for all. Whether it be by job training, education, financial assistance or better transit and funding. As organizations were informing, explaining their initiatives and sharing their services, additional empowerment workshops were also being conducted that focused on protecting your family and your possessions (Probate Administration, Heirs Property, and Estate Planning); the legal way. Access to opportunities were in abundance for adults and youths. All efforts were genuinely intact to ensure that a sustainable community can be attained by and for all.															
61																
	SC Works Dorchester Notes:															
62	SC Works Dorchester staff assisted 226 job seekers directly within the center, which included providing assistance to customers that secured employment during the month of September. Center staff provided 38 services to employers and added 78 new job orders to the SC Works Online Services website. SC Works staff provided 16,637 employment services to SC Works customers both online and in															
63	person. The SC Works Dorchester Center hosted 7 hiring events within the county.															
64																


WIOA PERFORMANCE DASHBOARD
PROGRAM YEAR 18 (July 1, 2018 to June 30, 2019)

			1st Quarter-PY19			1st Quarter-PY18			
Report Date:	10/8/19 4:29 PM		July	Aug	Sept	July	Aug	Sept	PY19 Total
WIOA PROGRAM									
Attended WIOA Informational Sessions (Adult & DW)			123	135	76	145	149	98	334
Attended WIOA Informational Sessions (DW)			1	0	0	0	0	0	1
Attended Orientation (Youth)			60	78	50	56	40	29	188
Met Eligibility Requirements (Adult)			45	34	19	68	87	44	98
Met Eligibility Requirements (DW)			1	11	2	2	1	12	14
Met Eligibility Requirements (Youth)			16	13	13	16	19	10	42
Enrolled in WIOA Program (Adult-new)			37	42	13	63	64	23	92
Enrolled in WIOA Program (DW-new)			1	11	2	2	2	13	14
Enrolled in WIOA Program (Youth-new)			16	13	13	15	13	10	42
Total Served in WIOA Program (Adult)									304
Total Served in WIOA Program (DW)									113
Total Served in WIOA Program (Youth)									136
TRAINING									
Entered Training (during the month)			7	2	7	21	14	12	16
Diversified Manufacturing			0	1	0	7	1	0	1
Transportation/Logistics			6	1	3	3	2	2	10
Healthcare			1	0	3	7	8	7	4
IT Services			0	0	0	1	0	3	0
Trade/Construction			0	0	1	3	3	0	1
Hospitality/Tourism			0	0	0	0	0	0	0
Total received Training (Adults) Includes PY 18 & PY19									63
Total received Training (DWs) Includes PY 18 & PY19									83
Total received Training (Youth) Includes PY 18 & PY19									25
Credential Earned (Adult & DW)			6	2	6	13	21	3	14
Diversified Manufacturing			2	0	1	4	5	0	3
Transportation/Logistics			3	2	4	4	10	1	9
Healthcare			1	0	1	5	3	1	2
IT Services			0	0	0	0	1	0	0
Trade/Construction			0	0	0	0	2	1	0
Hospitality/Tourism			0	0	0	0	0	0	0
Youth Credentials Earned			1	1	1	9	5	3	3
EMPLOYMENT									
Entered Employment (WIOA)			12	1	4	18	23	9	17
Entered Employment with an OJT			1	1	2	3	10	4	4
Youth Placed in Employment or Education 4th QTR			19	6		21	13	7	25
Youth Placed in Employment or Education 2nd QTR			24	7	37	16	15	8	68

WIOA PERFORMANCE DASHBOARD
PROGRAM YEAR 18 (July 1, 2018 to June 30, 2019)

				1st Quarter-PY19			1st Quarter-PY18			
Report Date:		10/8/19 4:29 PM		July	Aug	Sept	July	Aug	Sept	PY19 Total
WORKKEYS										
WORKKEYS (Adult Education-Charleston Center)										
Applied Math - New				40	30	17	70	68	32	87
Graphic Literacy (Locating Information)- New				43	30	17	75	67	31	90
Workplace Documents (Reading for Information)- New				37	21	17	56	50	25	75
Applied Technology- New				3	1	0	0	4	1	4
Business Writing- New				0	0	0	0	2	0	0
Workplace Observation- New				9	12	0	19	21	5	21
Total Tested - New				132	94	51	220	212	94	277
Earned Bronze				5	6	4	7	7	3	15
Earned Silver				6	8	6	24	21	7	20
Earned Gold				8	5	5	14	18	5	18
Earned Platinum				5	2	2	7	7	5	9
WIN										
Applied Mathematics				71	20	44	9	40	16	135
Locating Information				50	19	39	12	44	23	108
Reading for Information				41	17	31	11	37	21	89
Total Tested - New				162	56	114	32	121	60	332
Bronze				7	6	4	1	4	5	17
Silver				24	8	18	4	21	9	50
Gold				3	0	1	1	4	1	4
Platinum				2	0	0	0	2	0	2
WORKKEYS (Youth)				0	0	0	0	1	0	0
Earned Bronze				0	0	0	0	0	0	0
Earned Silver				0	0	0	0	1	0	0
Earned Gold				0	0	0	0	0	0	0
Earned Platinum				0	0	0	0	0	0	0
WIN (Youth)				3	2	4	1	0	0	9
Bronze				1	0	0	0	0	0	1
Silver				2	2	4	1	0	0	8
Gold				0	0	0	0	0	0	0
Platinum				0	0	0	0	0	0	0
WIOA WORKKEYS (CENTER BREAKDOWN)										
SC Works Berkeley (WIOA)				0	0	0	1	0	0	0
SC Works Charleston (WIOA)				0	0	0	9	0	0	0
SC Works Dorchester (WIOA)				0	0	0	4	0	0	0
WIOA WIN BREAKDOWN										
SC Works Berkeley (WIOA)				6	5	0	0	0	1	11

WIOA PERFORMANCE DASHBOARD
PROGRAM YEAR 18 (July 1, 2018 to June 30, 2019)

 BRINGING EMPLOYERS AND JOB SEEKERS TOGETHER			1st Quarter-PY19			1st Quarter-PY18			
Report Date:	10/8/19 4:29 PM		July	Aug	Sept	July	Aug	Sept	PY19 Total
SC Works Charleston (WIOA)			16	9	16	0	10	5	41
SC Works Dorchester (WIOA)			0	4	2	0	0	0	6
Earned Bronze			5	11	5	0	0	1	21
Earned Silver			15	20	12	0	8	4	47
Earned Gold			2	0	0	0	2	0	2
Earned Platinum			0	0	0	0	0	0	0
Those scoring <3 or took less than the 3 basic assessments			0	4	1	0	0	0	5

TWDB PERFORMANCE REVIEW COMMITTEE

ELIGIBLE TRAINING PROVIDER SCORECARD - Adult & Dislocated Workers

Provider	Program	Carryover from PY2017	Entered training in PY2018	Total # entered Training	Total Still in Training	Total Unsuccessful	Total Successfully Completed	Total Exited	Total Completed with Certification/C redential	Total Employed	Total Employed in Field or Related Field of Training	% of Total Employed in field or related field	# with Benefits	Average Wage Earnings	Cost of Training Per Participant	Total Cost of Training for all Participants in program	Overall Rating Score Per Program
ArcLabs	280 Hour Specific Process Welding	0	2	2	0	0	2	2	2	2	2	100%	2	\$17.55	\$4,650.00	\$9,300.00	96%
	400 Hour Welding w/OSHA	1	1	2	0	0	1	2	1	2	1	50%	1	\$15.40	\$7,475.00	\$14,950.00	85%
Air Conditioning and Refrigeration Training Center	Basic Training for HVAC Technicians	2	1	3	0	1	2	3	2	1	1	50%	1	\$21.00	\$5,000.00	\$15,000.00	61%
NDE Institute	Non-Destructive Testing	0	1	1	1	0	0							\$0.00	\$6,500.00	\$6,500.00	
MedCerts	Hi-9000-Allied Healthcare Professional	1	0	1	0	1	0	1	0	0	0	0%	0	\$0.00	\$6,000.00	\$6,000.00	0%
Myers Crossing	Heavy Equipment Operation	4	2	6	0	1	5	6	4	5	5	83%	5	\$16.29	\$4,250.00	\$25,500.00	91%
Miller-Motte Technical College	CDL	11	25	36	0	6	30	36	22	25	19	53%	19	\$19.10	\$4,500.00	\$162,000.00	76%
Palmetto School of Career Development	Dental Chairside Assisting	1	0	1	0	0	1	1	1	1	1	100%	1	\$16.00	\$6,647.70	\$6,647.70	90%
	Medical Billing and Coding	1	0	1	0	0	1	1	1	0	0	54%	0	\$0.00	\$3,500.00	\$3,500.00	41%
PST, Inc.	Microsoft Office Project Specialist	0	1	1	0	1	0	1	0	0	0	0%	0	\$0.00	\$5,950.00	\$5,950.00	6%
Palmetto Training Inc.	CDL	10	18	28	5	4	19	23	10	13	12	52%	6	\$9.53	\$4,750.00	\$133,000.00	71%
	NCCER Welding Technology Program	0	5	5	4	0	1	1	1	1	1	100%	1	11.50	\$5,250.00	\$26,250.00	91%

Provider	Program	Carryover from PY2017	Entered training in PY2018	Total # entered Training	Total Still in Training	Total Unsuccessful	Total Successfully Completed	Total Exited	Total Completed with Certification/Credential	Total Employed	Total Employed in Field or Related Field of Training	% of Total Employed in field or related field	# with Benefits	Average Wage Earnings	Cost of Training Per Participant	Total Cost of Training for all Participants in program	Overall Rating Score Per Program
Trident Technical College	Certified Nurse Aide	5	9	14	0	2	12	14	11	8	7	50%	6	\$9.84	\$1,267.00	\$17,738.00	85%
	C N A Remedial	0	2	2	0	0	2	2	2	2	1	100%	1	\$13.50	\$517.00	\$1,034.00	90%
	CLT/CLA	0	6	6	0	0	6	6	6	4	4	67%	4	\$14.22	\$924.00	\$5,544.00	95%
	CNC Operator Boot Camp	0	2	2	0	0	2	2	1	2	2	100%	2	\$21.77	\$5,500.00	\$11,000.00	91%
	Coding Specialist	2	2	4	2	2	0	2	0	1	1	100%	1	\$16.76	\$6,955.00	\$27,820.00	55%
	Front-End Web Developer	1	2	3	0	2	1	3	1	0	0	0%	0	\$0.00	\$3,490.00	\$10,470.00	16%
	HVAC Refrigeration and Maintenance Basics	1	0	1	0	0	1	1	1	1	1	100%	1	\$14.00	\$3,264.50	\$3,264.50	86%
	Forklift Training: Powered Industrial Truck	0	2	2	0	0	2	2	2	1	0	50%	0	\$7.25	\$299.00	\$598.00	60%
	Lean Manufacturing Certificate	0	8	8	0	0	8	8	6	4	4	50%	3	\$15.63	\$999.00	\$7,992.00	85%
	Medical Assisting	11	3	14	0	3	11	14	9	7	5	36%	4	\$14.95	\$4,430.00	\$62,020.00	75%
	Medical Office Specialist	1	11	12	0	3	9	12	6	5	4	33%	3	\$13.84	\$3,195.00	\$38,340.00	61%
	A+/Network +	0	1	1	0	0	1	1	1	1	1	100%	1	\$21.00	\$2,683.00	\$2,683.00	96%
	Phlebotomy	0	1	1	0	0	1	1	0	0	0	0%	0	\$0.00	\$1,839.00	\$1,839.00	25%
	Patient Care Technician	2	3	5	0	0	5	5	5	2	2	40%	2	\$14.50	\$1,049.00	\$5,245.00	75%
	The Complete Project Manager with MS Project 2016	0	1	1	0	0	1	1	1	1	1	100%	1	\$46.87	\$2,795.00	\$2,795.00	96%
	Sterile Processing Technician-CE	1	9	10	0	3	7	10	4	4	3	40%	4	\$15.12	\$1,994.00	\$19,940.00	60%
	Totals		54	115	169	12	29	128	130	97	89	75		66			

Scorecard Guide: From Rating Sheet Point value

Successful Completion: Successful Completion/Total Exited

Total Completed w/certificate or credential = Total Completed with a certificate or credential/Total Exited

Total Employed = Total Employed/Total Exited

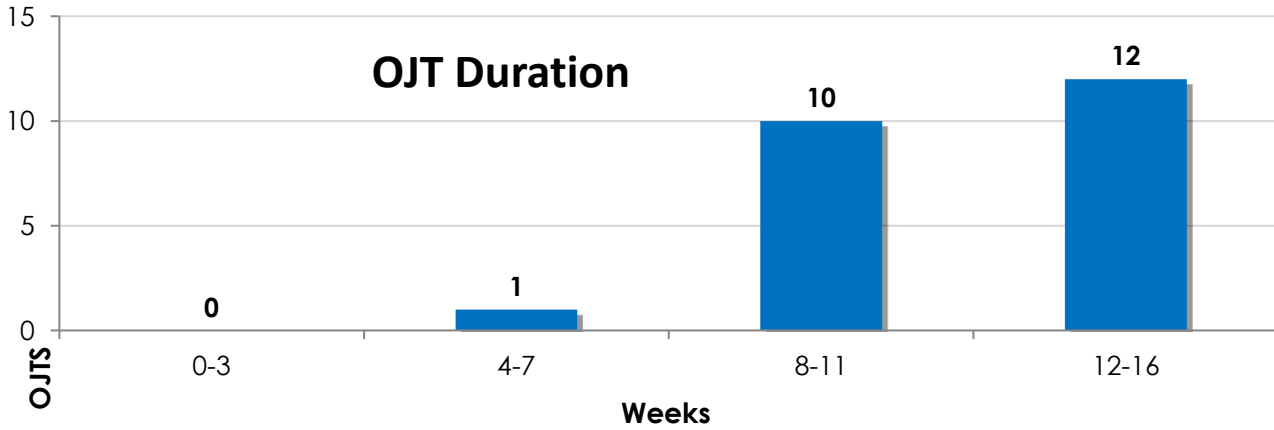
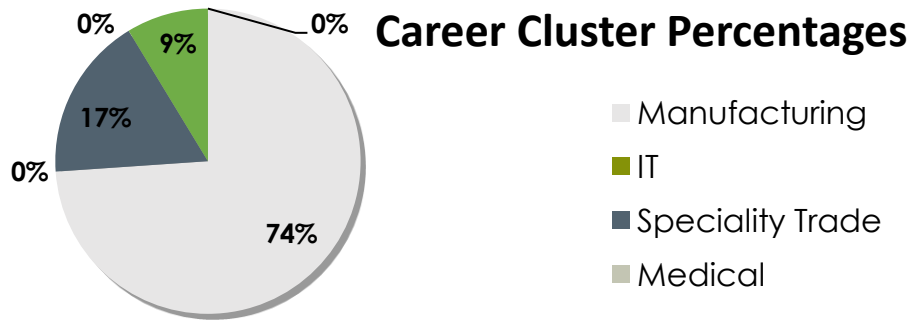
Total Employed in field or related field = Total Employed in field/Total Successful Completion

Average hourly wage: Average hourly wage of successful completers as reported

Cost Per Training: Based on the cost of tuition as reported by the training Provider

July 1, 2019 – June 30, 2020

JOB TITLE	INDUSTRY CLUSTER	DURATION	Date	SALARY	STATUS	Rev Referra
Skillet Production	Manufacturing	10 weeks	7/1/2019	\$11 per hour	Successful	Yes
Quality Inspector	Manufacturing	8 weeks	7/9/2019	\$13 per hour	Successful	Yes
CDL Driver Trainee	Transportation & Logistics	7 weeks	7/15/2019	\$20 per hour	Successful	No
Quality Inspector	Manufacturing	8 weeks	7/23/2019	\$10.50 per hour	Successful	Yes
Electrical Apprentice	Specialty Trade	12 weeks	7/22/2019	\$14.00 per hour	Active	No
Operations Assistant	Manufacturing	10 weeks	8/6/2019	\$10.00 per hour	Active	Yes
Sheet Metal Helper	Specialty Trade	10 weeks	8/12/2019	\$12.00 per hour	Active	No
Construction Laborer	Specialty Trade	10 weeks	8/12/2019	\$12.00 per hour	Active	No
Technician Assistant	Specialty Trade	12 weeks	8/8/2019	\$11.00 per hour	Active	Yes
Assembler	Manufacturing	10 weeks	8/12/2019	\$11.00 per hour	Unsuccessful	Yes
Assembler	Manufacturing	10 weeks	8/13/2019	\$12.00 per hour	Active	No
Assembler	Manufacturing	10 weeks	8/19/2019	\$11.00 per hour	Active	Yes
CNC Operator	Manufacturing	12 weeks	9/9/2019	\$22.00 per hour	Active	No
CNC Operator	Manufacturing	12 weeks	9/3/2019	\$23.00 per hour	Active	No
CNC Operator	Manufacturing	12 weeks	9/9/2019	\$20.00 per hour	Active	No
CNC Operator	Manufacturing	12 weeks	9/23/2019	\$22.00 per hour	Active	No
CNC Operator	Manufacturing	12 weeks	9/30/2019	\$22.00 per hour	Active	No
CNC Operator	Manufacturing	12 weeks	9/23/2019	\$18.00 per hour	Active	No
Warehouse Associate	Transportation & Logistics	8 weeks	9/17/2019	\$13.00 per hour	Active	No
Machine Operator	Manufacturing	12 weeks	9/23/2019	\$17.08 per hour	Active	No
CNC Operator	Manufacturing	12 weeks	9/16/2019	\$20.00 per hour	Active	No
CNC Operator	Manufacturing	12 weeks	9/23/2019	\$18.00 per hour	Active	No
CNC Operator	Manufacturing	12 weeks	9/9/2019	\$22.00 per hour	Active	No



Average hourly Wage for OJT Contract for PY19 is \$15.85.
5 new On-The-Job Training Employer in PY19
CDL Training Grad employed on a CDL OJT.
10 Dislocated workers re-employed well above self-sufficient wages

TWDB PERFORMANCE REVIEW COMMITTEE

ELIGIBLE TRAINING PROVIDER SCORECARD - Adult & Dislocated Workers

Provider	Program	Carryover from PY2018	Entered training in PY2019	Total # entered Training	Total Still in Training	Total Unsuccessful	Total Successfully Completed	Total Exited	Total Completed with Certification/Credential	Total Employed	Total Employed in Field or Related Field of Training	% of Total Employed in field or related field	# with Benefits	Average Wage Earnings	Cost of Training Per Participant	Total Cost of Training for all Participants in program	Overall Rating Score Per Program
Arclabs Welding School	900 Hour Advanced Welding	0	1	1	1	0									\$16,875.00	\$16,875.00	
Palmetto Training Inc.	CDL	10	4	14	8	0	6	6	3	1	1	17%	1	\$17.50	\$4,750.00	\$66,500.00	46%
	NCCER Welding Technology Program	5	0	5	4	0	1	1	1	0	0	0	0	\$0.00	\$5,250.00	\$26,250.00	41%
NDE Institute	Non-Destructive Testing	1	0	1	1	0									\$6,500.00	\$6,500.00	
Miller-Motte Technical College	CDL	7	5	12	1	1	10	11	3	3	3	27%	1	\$19.50	\$4,500.00	\$54,000.00	51%
Online Consulting, Inc.	Scrum Master Certified Course	0	1	1	0	0	1	1	1	0	0	0%	0	\$0.00	\$1,595.00	\$1,595.00	45%

Provider	Program	Carryover from PY2018	Entered training in PY2019	Total # entered Training	Total Still in Training	Total Unsuccessful	Total Successfully Completed	Total Exited	Total Completed with Certification/Credential	Total Employed	Total Employed in Field or Related Field of Training	% of Total Employed in field or related field	# with Benefits	Average Wage Earnings	Cost of Training Per Participant	Total Cost of Training for all Participants in program	Overall Rating Score Per Program
Trident Technical College	Sterile Processing Technician-CE	0	2	2	2	0									\$1,994.00	\$3,988.00	
	Coding Specialist	3	0	3	2	1	0	1	0	0	0	0%	0	\$0.00	\$6,955.00	\$6,955.00	0%
	Medical Assisting	4	1	5	3	0	2	2	1	1	1	50%	1	\$15.56	\$4,430.00	\$22,150.00	81%
	Lean Manufacturing Certificate	0	1	1	0	0	1	1	1	0	0	0%			\$999.00	\$999.00	45%
	Medical Office Specialist	3	0	3	0	0	3	3	3	0	0	0%	0	\$0.00	\$3,195.00	\$9,585.00	41%
	Totals		33	15	48	22	2	24	130	13	5	5		3			

Scorecard Guide: From Rating Sheet Point value

Successful Completion: Successful Completion/Total Exited

Total Completed w/certificate or credential = Total Completed with a certificate or credential/Total Exited

Total Employed = Total Employed/Total Exited

Total Employed in field or related field = Total Employed in field/Total Successful Completion

Average hourly wage: Average hourly wage of those employed as reported

Cost Per Training: Based on the cost of tuition as reported by the training Provider